

**CONNECT unlimited.** ALLES IST MÖGLICH.

**CONNECT unlimited.** EVERYTHING IS POSSIBLE.



**CONNECT unlimited.**  
EVERYTHING IS POSSIBLE.

made by MAHA  
made  
in  
Germany



# MAHA CONNECT / PRODUCT RANGE

Axle load	Version				Track width	Roller length	Motor position			Model
<b>Cars</b>										
3500 kg	C				2200 mm					C_MBT C 3.5 W220
	C				2500 mm					C_MBT C 3.5 W250
		S			2200 mm					C_MBT S 3.5 W220
4000 kg	C				2200 mm					C_MBT C 4.0 W220
	C				2500 mm					C_MBT C 4.0 W250
		S			2200 mm					C_MBT S 4.0 W220
5000 kg	C				2800 mm					C_MBT C 5.0 W280
		S			2800 mm					C_MBT S 5.0 W280
<b>Vans/Light trucks</b>										
8000 kg	C				2800 mm					C_MBT C 8.0 W280
13 000 kg	C				2800 mm					C_MBT C 13.0 W280
<b>Trucks</b>										
13 000 kg		S				1000 mm	MS			C_MBT S 13.0 R100 MS
		S				1000 mm		MU		C_MBT S 13.0 R100 MU
15 000 kg		S				1000 mm	MS			C_MBT S 15.0 R100 MS
		S				1000 mm		MU		C_MBT S 15.0 R100 MU
18 000 kg		S				1150 mm	MS			C_MBT S 18.0 R115 MS
		S				1150 mm		MU		C_MBT S 18.0 R115 MU
		S				1150 mm			MI	C_MBT S 18.0 R115 MI
		S				1600 mm	MS			C_MBT S 18.0 R160 MS
		S				1600 mm		MU		C_MBT S 18.0 R160 MU
20 000 kg		S				1150 mm		MU		C_MBT S 20.0 R115 MU
		S				1150 mm			MI	C_MBT S 20.0 R115 MI
		S				1600 mm		MU		C_MBT S 20.0 R160 MU
<b>Special brake testers</b>										
18 000 kg			M		3010 mm					C_MBT M 18.0 W301
				T	3600 mm					C_MBT T 18.0 W360

C - "Compact" = one-part roller set  
 S - "Split" = two-part roller set  
 M - "Mobile" = for mobile on-the-go inspection  
 T - "Tractor" = specially for agricultural vehicles

MS - "Side" = motor positioned at the side of the roller set  
 MU - "Under" = motor positioned under the roller set  
 MI - "In Front" = motor positioned in front of the roller set

# CONNECT SERIES

## ONLY PROS, NO CONS

- Our ultimate aim when developing the test stand was maximum availability for our customers in terms of fail safety. This guarantees an extremely robust floor assembly in conjunction with components of the highest quality.
- Another unparalleled product advantage is the modular design of the test stand which guarantees the future viability and development of our customers.
- A unique-to-the-industry “end-of-line” test – i.e. each function of the test stand is put through its paces before every delivery – guaranteeing a high degree of certainty for customers when it comes to start-up and commissioning.
- All options and sensors can be plugged in thanks to plug & play technology, guaranteeing extremely quick and straightforward maintenance.
- Taking into account all these factors, we can safely say that technology and quality have prevailed and that this product has the potential to make our customers very successful.
- Join us on our path towards a digital future – **CONNECT unlimited**. EVERYTHING IS POSSIBLE. We look forward to seeing you.

### Design examples



Digital roller brake tester **C\_MBT C 3.5 W220** with one-part roller set, up to 3.5 t axle load and a max. track width of 2200 mm.



Digital roller brake tester **C\_MBT S 5.0 W280** with two-part roller set, up to 5.0 t axle load and a max. track width of 2800 mm.



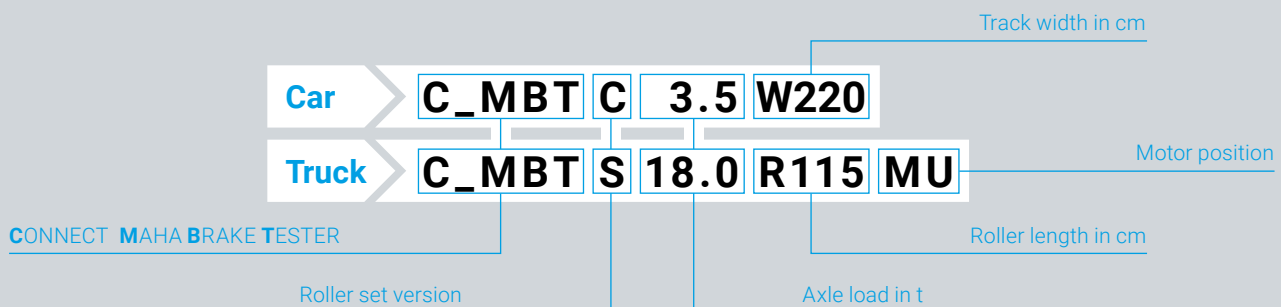
Digital roller brake tester **C\_MBT S 15.0 R100 MU** with two-part roller set, up to 15.0 t axle load and a roller length of 1000 mm, motor positioned under the roller set.



Digital roller brake tester **C\_MBT S 18.0 R160 MS** with two-part roller set, up to 18.0 t axle load and a roller length of 1600 mm, motor positioned at the side of the roller set.

### Self-explanatory naming system


Below is an exemplary breakdown for the model name of a brake tester with two-part roller set, an axle load of 18 t, a roller length of 1150 mm and the motor unit arranged below the test stand.




All brake testers with “STOCK” in the product designation (VP) are produced in stock. Therefore a very short delivery time is guaranteed.

# 10 OUT OF 10 REASONS TO BUY A **CONNECT** unlimited.

## A STURDY AND SOLID DESIGN



**01** Robust roller set made from 6 mm sheet steel (car) or 8 mm sheet steel (truck).



**02** Double bearing system and splash-resistant motors (car).



**03** Self-locking NAMUR switches with status LED in metal design.

10

## MODULAR INTERFACE MODULE IN THE FLOOR ASSEMBLY



**04** Plug & play for all sensors and options thanks to the plug & play technology.



**05** Encased, splash-resistant and almost completely waterproof interface module.



**06** All options for expanding to a test lane or with weighing devices can be easily retrofitted.

## SECURE AND DIGITAL DATA TRANSMISSION



**07** Sensor technology with function diagnostics.



**08** Conversion of measurement values into digital signals via interface module.



**09** Undisrupted CAN bus transmission even over long distances.

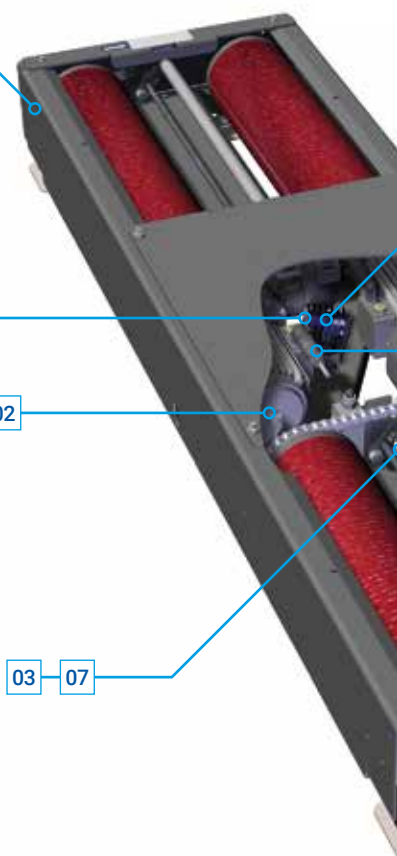
01

09

02

03

07





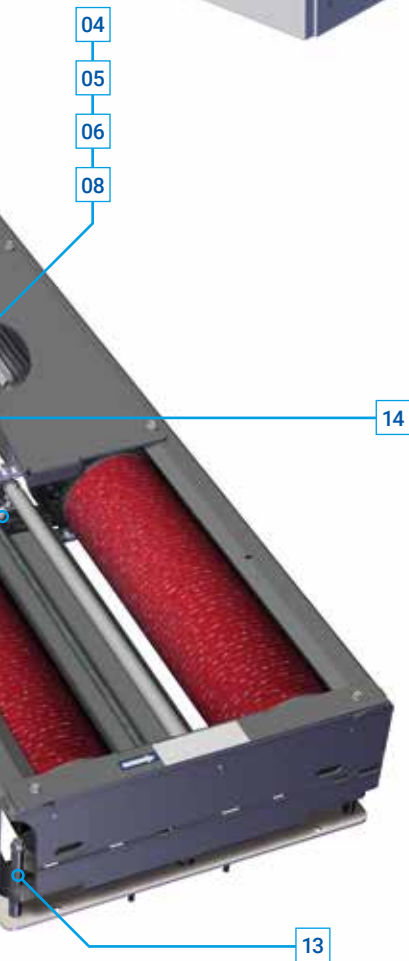
## MODULAR CABINET SET-UP



Modular set-up of the cabinet with one central module for all versions.

Upgrade any time with plug-in optional modules.

Flexible installation options: on the wall or on universal console (decentrally too).



## MULTI-FLEXIBLE DISPLAY POSSIBILITIES "unlimited"



"Bring your own device" (smartphone, tablet, notebook, PC, smart TV...).

Option of wireless connection via WiFi or wired connection via LAN.

Browser-based display (no software or app installation necessary).

## SIMPLE START-UP



Continuously adjustable installation height (245-300 mm) of car floor assembly in the foundation or raised installation possible (patent pending).

Easy plug-in connection of the CAN data bus (four wire) and drive motors.

Very easy pairing of display units, wirelessly or connected via network cable.

# 10 OUT OF 10 REASONS TO BUY A **CONNECT** unlimited.

## SIMPLE MAINTENANCE AND SERVICE



15 All sensors are easy to diagnose and can be plugged into the roller set on the interface module.



16 Personalised access, fault diagnosis and log function via web browser (no software required).



16 Easy remote maintenance via integrated data interfaces.

16 17 19

## SAFE OPERATION



17 Already meets all current and planned safety standards, for example.



17 High degree of application safety using independent safety controller.



18 Best possible tyre-saving thanks to "real" slip monitoring by electronic sensor technology.

## OPTIMISED CALIBRATION AND ADJUSTMENT



18 User administration with individually configurable access permissions.



18 Simple user-guided calibration and adjustment via web browser.



18 Integration of further test lane equipment in the calibration and adjustment menu.



18



## INTEGRATED AND EXPANDABLE SOFTWARE AND/OR INTERFACES



Full functionality even without internet connection and PC.




Connection to EUROSYS-TEM V8 easily possible.



Two network/data interfaces, e.g. for ASA Live-stream, internet link-in, network printers.

*(ES IN/OUT, JSON coming soon)*



## PRODUCT RECOMMENDATION

**Should I choose a brake tester with 3.5 t axle load / 3 kW or one with 4.0 t and 4 kW?**

This question is relatively easy to answer.

The 3.5 t / 3 kW version is an absolutely full-fledged brake tester, which is particularly suitable for independent workshops, OEM workshops and testing organisations that expect normal testing volumes and primarily test vehicles with an average total weight.

The version with 4.0 t / 4 kW motors is the right product for independent workshops, OEM workshops and testing organisations that have a high-frequency vehicle throughput or also test vehicles with a rather above-average total weight.

The main difference between the two versions is the higher torsional rigidity and traversability of the floor assembly as well as the more powerful drive motors, which have a higher stability.

Increasing technology, safety equipment and extras, as well as the growing trend towards electromobility and large vehicle categories such as SUVs, mean that vehicle weight will continue to rise in the future.

We recommend that you also take this into account when deciding on an investment for the next ten years.

*With compliments  
Your MAHA Team*

# CONNECT TRUCK

## SPECIFIC FEATURES.




20 All "MU" versions have an easily accessible maintenance flap.



21 Thanks to the optionally available keyboard tray and monitor holder, the complete operation of the test stand can be performed directly at the control cabinet.




22




Lateral motor positioning (MS variant).



Motor position below the roller set (MU variant).




The MI variant with the motor positioned in front of the roller set.



23

The standard welded roller surface is extremely robust and durable.



20

Our plastic/granulate-coated roller surface for tyre-friendly test procedures (optional)

24





16 17 19

## PRODUCT RECOMMENDATION

Our extensive range of truck brake testers covers all areas of application for our customers worldwide.

The C\_MBT with 8 t axle load and a testable track width of 2.8 m represents the entry into commercial vehicle testing technology.

If somewhat higher axle loads and braking are required, the new C\_MBT C 13.0 variant with its compact design is the first choice for moderate vehicle throughput. This test stand is perfectly suited, for example, for municipalities and customers with their own extensive vehicle fleets.

For large and heavy trucks, we recommend the variants that have been highly proven in the field for decades – C\_MBT S 13.0/15.0 or 18.0, which have established themselves globally as the quality and technology benchmark.

If special vehicles such as low loaders and tractors or vehicles with excess width are also tested, we offer the corresponding special test stands for up to 20 t axle load.

Nothing is as constant as change! It is therefore important not only to consider the past and the present, but in equal measure to keep an eye on the future development of one's own company and the vehicle range to be tested.

Thus, we will provide you with a test stand optimally tailored to your needs at best value for money.

*With compliments  
Your MAHA Team*

# OPTIONS

(excerpt)



Roller surface plastic/granulate coated



Universal analog display, model: C\_MSA



Wall mount for analog display or LCD simultaneous display unit



External data interface, e.g. for WiFi access point



Pedal force meter, model: C\_PFM 1000



Radio remote control, model: C\_RECO S

## CAR SPECIFIC



Roller set cover, optionally removable or hinged opening outwards



Automatic drive-over/lowering bar



Roller set cover for motorcycle brake testing



Weighing device, static/dynamic



Roller set lift, hydraulic



Electromechanical motor brake



Software: EUROSYSYSTEM V8 CONNECT



C\_Tablet-PC Rugged (industry standard)



Roller heating



Automatic license plate recognition



Distance sensor for triggering automatic license plate recognition



Universal console with modular design

## TRUCK SPECIFIC



Roller set cover



Pit safety device C\_GSQ



Radio pressure converter, hydraulic/pneumatic



Weighing device, static/dynamic




Roller set lift, hydraulic



Pull-down device, hydraulic

# BRING YOUR OWN DEVICE



MAHA CONNECT – the technology



The modular MAHA Universal Console



**MAHA Maschinenbau Haldenwang** GmbH & Co. KG  
Hoyen 20  
87490 Haldenwang  
Germany

**maha.de**